



Vacuum grippers 200x400



Product Description

- > Use in virtually all automated handling processes: Palletizing, depalletizing, separating, sorting
- > Integrated vacuum generation
- > TL Design: with a flow resistor
- > TC Design: with valve technology, allows unoccupied suction openings to be sealed, thereby saving energy
- > Contamination-proof design ensures high availability and process safety
- > Suitable for fast cycle times
- > Simple installation and operation
- > Fast and easy replacement of the foam mats

Ordering notes

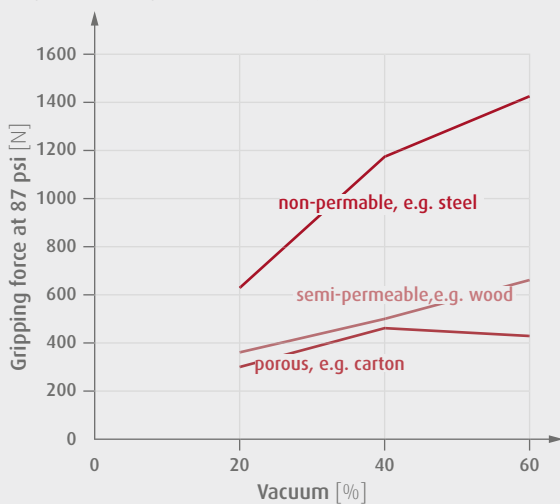
Mounting elements for integration of vacuum grippers into gripper systems on request

Technical Data

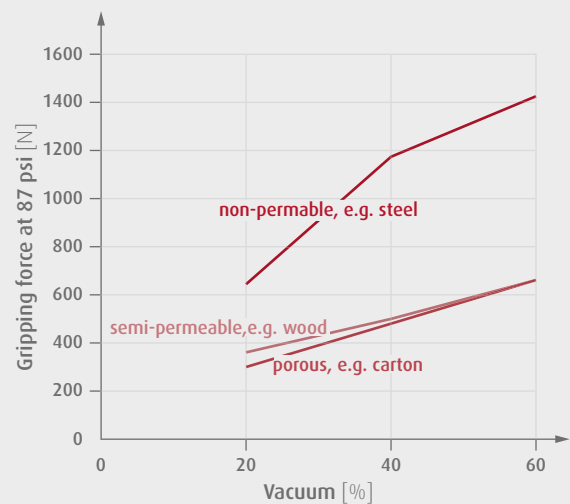
Item no.	Air consumption at 87 psi [scfm]	Suction power against atmosphere [scfm]	Final vacuum [%]	Weight [lbs]	Suitable foam mat
TL200x400-P20	14.7	27.7	60	8.6	PPF200.400-P20
TC200x400-P20	14.7	0.1	60	13.6	PPF200.400-P20
TL200x400-P40	7.4	27.7	60	8.6	PPF200.400-P40
TC200x400-P40	7.4	25.2	60	13.6	PPF200.400-P40

Diagrams

> Holding force at 87 psi, depending on the vacuum when working with different permeable materials (values at 100% coverage of the vacuum gripper / 80% coverage – for TL design – is recommended)



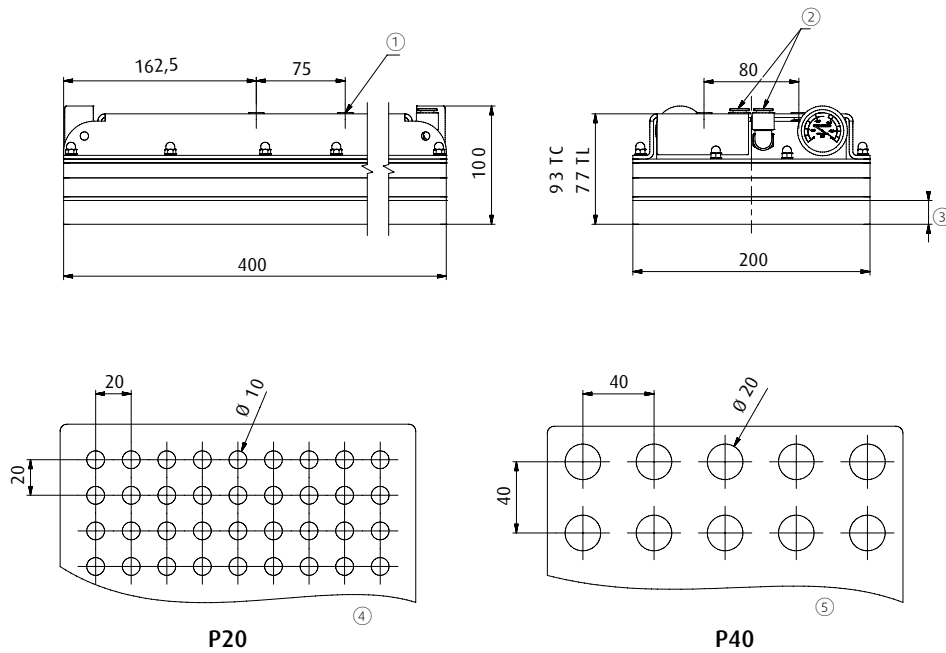
TL200x400-P20 | TL200x400-P40



TC200x400-P20 | TC200x400-P40



Dimensions



① = Fixing with M6 screws

② = 10 mm quick-fitting

③ = 20 mm foam rubber mat

④ = 171 boreholes

⑤ = 50 boreholes