



Bellows vacuum cups, universal, 2.5 bellows – Series SBU 2




Product Description

Universal bellows vacuum cups with 2.5 bellows for handling sensitive or uneven products over large stroke movements. Connection up to Ø 75 mm by means of plug nipple, from Ø 88 mm with vulcanized bracket


Advantage

- > Bellows compensate for differences in height and enable good adaptation to curved or uneven product surfaces
- > Soft attachment for sensitive products
- > Cost-effective replacement of worn seals

Technical Data

Item no.	Model / Lip dimensions		Number of bellows	Material / color	Connection thread
21.004.083_*	SBU 2-4	3	2.5	SI (tr)	--
21.005.057_*	SBU 2-5	3	2.5	NBR (g), SI (g)	--
21.006.093_*	SBU 2-6A	3	2.5	NBR (sw), SI (tr)	--
21.006.087_*	SBU 2-6	3.5	2.5	NBR (sw), SI (tr)	--
21.008.094_*	SBU 2-8	4	2.5	NBR (sw), SI (tr)	--
21.009.002_*	SBU 2-9	2	2.5	NBR (sw), SI (tr), NR (gr), PU (bl)	--
21.010.119_*	SBU 2-10	8	2.5	NBR (sw), SI (tr)	--
21.012.135_*	SBU 2-12	7	2.5	NBR (sw), SI (tr), NR (gr), PU (bl)	--
21.014.133_*	SBU 2-14A	11	2.5	NBR (sw), SI (tr), NR (gr)	--
21.014.007_*	SBU 2-14	12	2.5	NBR (sw), SI (tr), PU (bl)	--
21.018.010_*	SBU 2-18	8	2.5	NBR (sw), SI (tr), PU (bl)	--
21.020.016_*	SBU 2-20	9	2.5	NBR (sw), SI (tr)	--
21.025.060_*	SBU 2-25	19	2.5	NBR (sw), SI (tr)	--
21.032.075_*	SBU 2-32	13	2.5	NBR (sw), SI (tr), NR (gr), PU (bl)	--
21.043.049_*	SBU 2-43	19	2.5	NBR (sw), SI (tr), NR (gr)	--
21.062.055_*	SBU 2-62	25	2.5	NBR (sw), SI (tr)	--
20.088.123_*	SBU 2-88	36	2.5	NBR (sw), SI (tr)	G1/4-male
20.088.124_*	SBU 2-88	36	2.5	NBR (sw), SI (tr)	G1/4-female

Accessories

Item no.	 Suitable fittings						
	M5-male	M5-female	M6-male	G1/8-male	G1/8-female	G1/4-male	G1/4-female
21.004.083_*	270.134	270.347	270.104	270.033	270.478	--	--
21.005.057_*	270.134	270.347	270.104	270.033	270.478	--	--
21.006.093_*	270.134	270.347	270.104	270.033	270.478	--	--
21.006.087_*	270.013	270.005	270.103	270.003	270.015	--	--
21.008.094_*	270.134	270.347	270.104	270.033	270.478	--	--
21.009.002_*	270.013	270.005	270.103	270.003	270.015	--	--
21.010.119_*	270.013	270.005	270.103	270.003	270.015	--	--
21.012.135_*	270.013	270.005	270.103	270.003	270.015	--	--

* When ordering please add the appropriate material code to the item no. You will find it on www.fipa.com



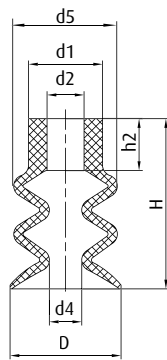
Series | Bellows vacuum cups SB

Bellows vacuum cups, universal, 2.5 bellows – Series SBU 2

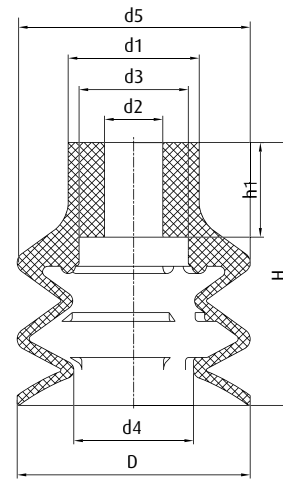
Accessories

Item no.	Suitable fittings						
	M5-male	M5-female	M6-male	G1/8-male	G1/8-female	G1/4-male	G1/4-female
21.014.133._*	270.134	270.347	270.104	270.033	270.478	--	--
21.014.007._*	270.013	270.005	270.103	270.003	270.015	--	--
21.018.010._*	270.013	270.005	270.103	270.003	270.015	--	--
21.020.016._*	270.013	270.005	270.103	270.003	270.015	270.194	--
21.025.060._*	270.013	270.005	270.103	270.003	270.015	270.194	--
21.032.075._*	--	--	270.315	270.132	270.114	270.190	270.192
21.043.049._*	--	--	270.315	270.132	270.114	270.190	270.192
21.062.055._*	--	--	270.315	--	--	270.540	270.539
20.088.123._*	--	--	--	--	--	--	--
20.088.124._*	--	--	--	--	--	--	--

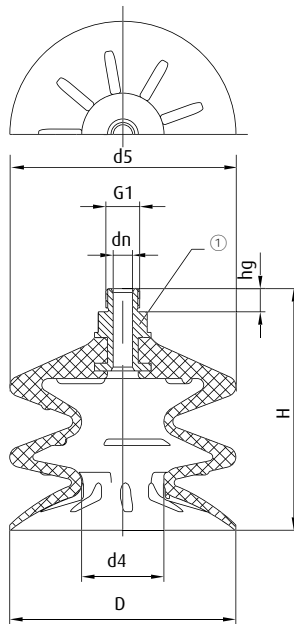
Dimensions



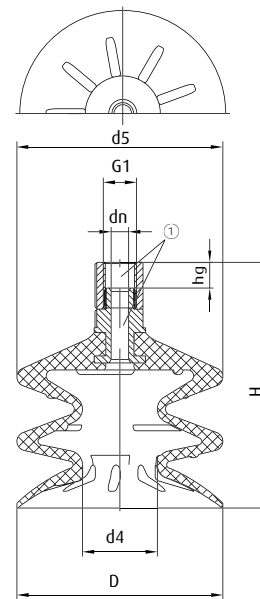
Ø 4.5 | 5.5 | 6 | 6.5 | 7.5 | 9 |
10 | 12 | 14 | 15 | 18 | 20 | 25 mm



Ø 32 | 42 | 62 mm



Ø 88 mm



Ø 88 mm

① = Aluminum fitting, vulcanized

* When ordering please add the appropriate material code to the item no. You will find it on www.fipa.com



Item no.	Ø D [mm]	Ø d1 [mm]	Ø d2 [mm]	Ø d3 [mm]	Ø d4 [mm]	Ø d5 [mm]	Ø dn [mm]	G1	H [mm]	h1 [mm]	h2 [mm]	hg [mm]
21.004.083.*	4.5	7	4	--	2	6.5	--	--	14	--	8	--
21.005.057.*	5.5	7	4	--	2.5	6.5	--	--	14	--	8.5	--
21.006.093.*	6	8	4	--	3	8	--	--	15	--	8	--
21.006.087.*	6.5	9	5	--	2.5	6.5	--	--	14.5	--	7.5	--
21.008.094.*	7.5	8	4	--	4	7.5	--	--	15	--	8.5	--
21.009.002.*	9	9	5	--	4	9	--	--	15	--	7	--
21.010.119.*	10	10	5	--	4.5	10	--	--	21	--	7	--
21.012.135.*	12	10	5	--	5	12	--	--	21	--	9	--
21.014.133.*	14	10	3.8	--	5.5	14	--	--	23	--	7.5	--
21.014.007.*	15	10	5	--	4.5	15	--	--	23	--	7	--
21.018.010.*	18	10	4.5	--	7	18	--	--	22	--	8.5	--
21.020.016.*	20	10	4.5	--	10	20	--	--	23	--	9	--
21.025.060.*	25	10	4.8	--	10	25	--	--	33	--	8	--
21.032.075.*	32	18	8	15	16.5	32	--	--	36	--	13	--
21.043.049.*	42	20	8	15	15.5	42	--	--	46	13	--	--
21.062.055.*	62	21	8.5	14.5	27.5	62	--	--	54	13	--	--
20.088.123.*	88	--	--	--	32	88	7.5	G1/4	94	--	--	9
20.088.124.*	88	--	--	--	32	88	7.5	G1/4	105	--	--	11

* When ordering please add the appropriate material code to the item no. You will find it on www.fipa.com